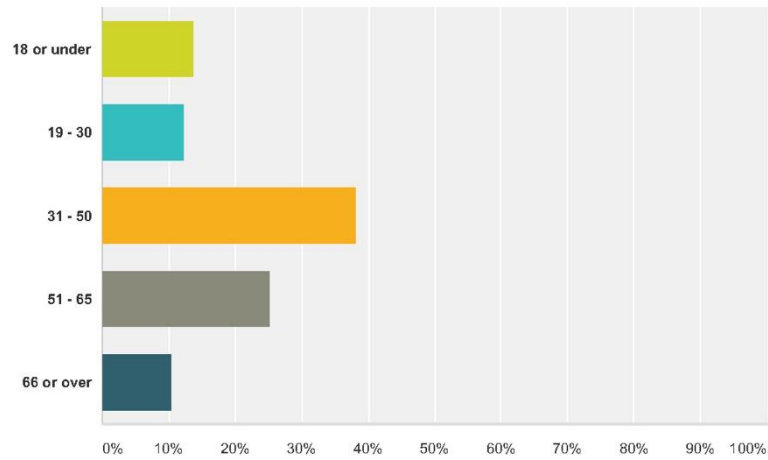




### Q1 What is your age?

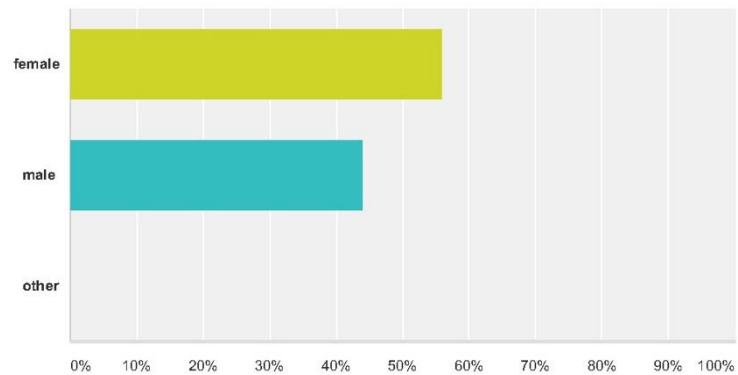
Answered: 202 Skipped: 4



Answer Choices	Responses	Count
18 or under	13.86%	28
19 - 30	12.38%	25
31 - 50	38.12%	77
51 - 65	25.25%	51
66 or over	10.40%	21
<b>Total</b>		<b>202</b>

### Q2 What is your gender?

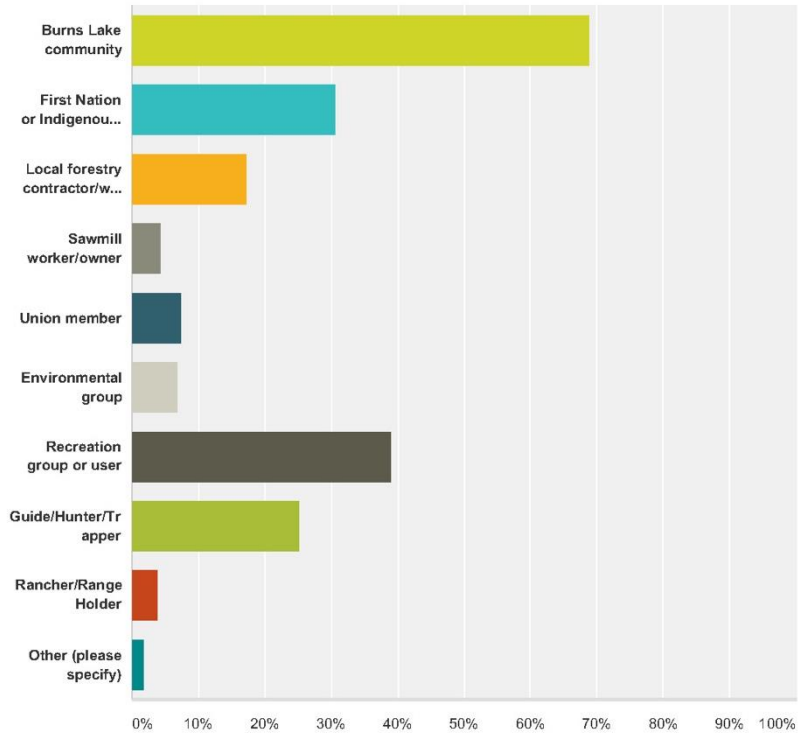
Answered: 202 Skipped: 4



Answer Choices	Responses	Count
female	55.94%	113
male	44.06%	89
other	0.00%	0
<b>Total</b>		<b>202</b>

### Q3 Which of the following best describes you? Check all that apply.

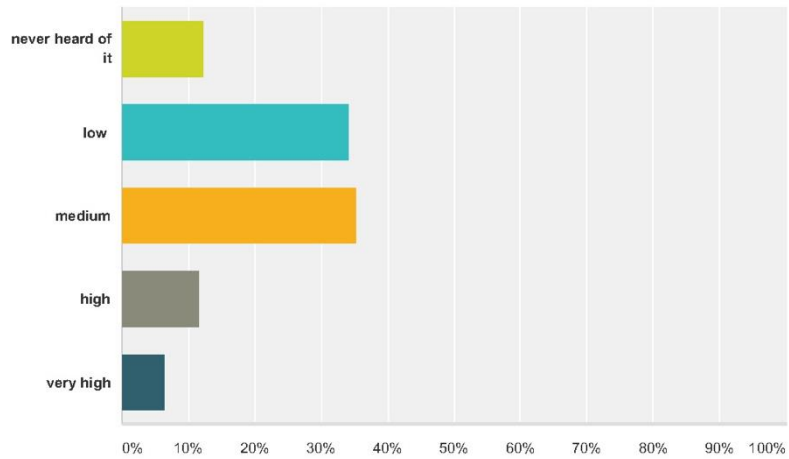
Answered: 202 Skipped: 4



Answer Choices	Responses
Burns Lake community	68.81% 139
First Nation or Indigenous Peoples	30.69% 62
Local forestry contractor/worker	17.33% 35
Sawmill worker/owner	4.46% 9
Union member	7.43% 15
Environmental group	6.93% 14
Recreation group or user	39.11% 79
Guide/Hunter/Trapper	25.25% 51
Rancher/Range Holder	3.96% 8
Other (please specify)	1.98% 4
<b>Total Respondents: 202</b>	

### Q4 How would you rate your level of awareness of the Burns Lake Community Forest?

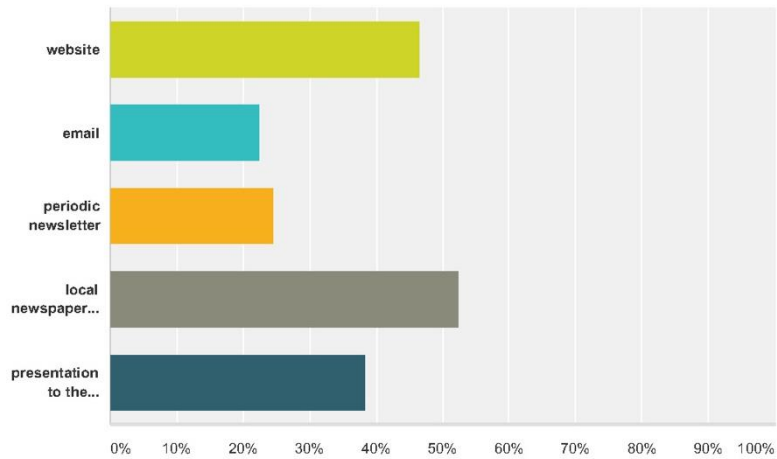
Answered: 204 Skipped: 2



Answer Choices	Responses	Count
never heard of it	12.25%	25
low	34.31%	70
medium	35.29%	72
high	11.76%	24
very high	6.37%	13
<b>Total</b>		<b>204</b>

### Q5 How would you like to get information about the Burns Lake Community Forest? Please select all that apply.

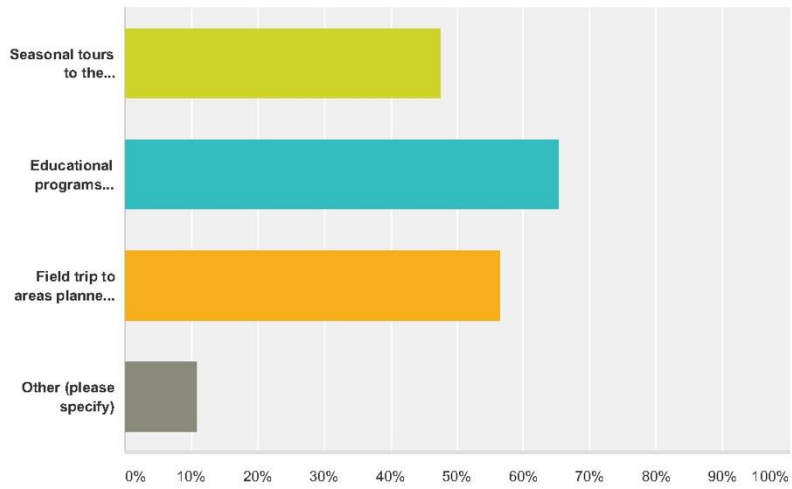
Answered: 187 Skipped: 19



Answer Choices	Responses	Count
website	46.52%	87
email	22.46%	42
periodic newsletter	24.60%	46
local newspaper column information update	52.41%	98
presentation to the community or to your group	38.50%	72
<b>Total Respondents: 187</b>		

**Q6 What activities would interest you?  
Select all that apply.**

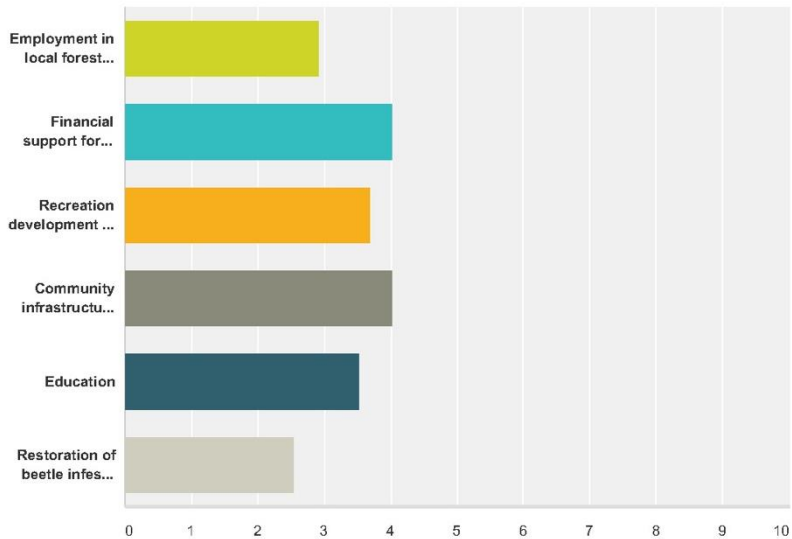
Answered: 193 Skipped: 13



Answer Choices	Responses
Seasonal tours to the community forest	47.67% 92
Educational programs through the local elementary and secondary schools	65.28% 126
Field trip to areas planned for operations	56.48% 109
Other (please specify)	10.88% 21
<b>Total Respondents: 193</b>	

**Q7 The Burns Lake Community Forest supports the community through extensive in-kind, financial, and direct employment efforts. As the mountain pine beetle salvage era comes to an end, Burns Lake Community Forest Directors and Management will have to make decisions on priorities for community support. Please rank which of the following are the activities that the Burns Lake Community Forest should support. 6 is your highest priority, 1 is your lowest.**

Answered: 188 Skipped: 18



	1	2	3	4	5	6	Total	Score
Employment in local forestry operations and in local mills	15.79% 27	8.77% 15	8.77% 15	14.04% 24	23.98% 41	28.65% 49	171	2.92
Financial support for community based groups	14.88% 25	25.60% 43	24.40% 41	20.83% 35	10.12% 17	4.17% 7	168	4.02
Recreation development and maintenance	15.03% 26	19.65% 34	20.23% 35	19.08% 33	16.76% 29	9.25% 16	173	3.69
Community infrastructure development and maintenance	21.18% 36	20.00% 34	23.53% 40	15.88% 27	14.71% 25	4.71% 8	170	4.03
Education	20.00% 35	12.57% 22	14.29% 25	20.00% 35	19.43% 34	13.71% 24	175	3.53
Restoration of beetle infested areas and wildlife habitat for future generations	10.44% 19	10.44% 19	7.14% 13	10.44% 19	17.58% 32	43.96% 80	182	2.54